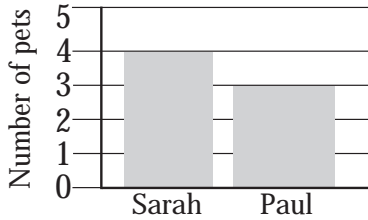


# Bar graphs and pictographs



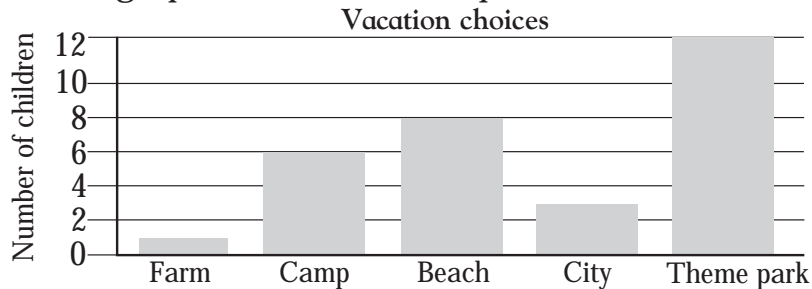
Look at the bar graph and answer the question.



Which child has three pets?

Paul

Look at the bar graph and answer the questions.



How many children went to camp on vacation?

Which place did three children go to?


Which place did fewer children go to than to the city?

Which was the most popular place for vacations?

How many children altogether went on vacation?

Blank lines for answers to the vacation questions.

Look at the pictograph and answer the questions.



How many children enjoy making models?

Which hobby is enjoyed by four children?

How many more children like games than like reading?

Which is the most popular hobby?

Blank lines for answers to the hobby questions.

